


PS 4.5 Plus

Portable tube saws

A mobile, powerful and flexible tube cutting machine for use on construction sites, that's what the PS saw from Orbitalum Tools stands for. This tube saw convinces not only with its burr-free, right-angled and deformation-free cutting results, but also with its low weight.

At the same time its problem-free and simple usage as well as its unbeatable price are the prime factors among its users.


Simple and convenient to use:
The PS saw can be mounted quickly with minimum space requirements and transported and operated by a single person




The new PS 4.5 Plus with many advantages:

- ✓ Refined technology with new design
- ✓ The lightest machine in this field of application on the market
- ✓ Reduced price – despite additional advantages
- ✓ Integrated line laser to determine the cut off point
- ✓ Feeding and sawing in a single pass
- ✓ Improved quality and increased service life through even more rugged sliding elements
- ✓ Tripod (optional) made of aluminum – now space-saving storage in the PS transport case possible


No rework necessary because of a burr-free and square cut




Currently one of the lightest machines available on the market



Deformation-free clamping of thin-walled tubes



Integrated line laser to determine the cut off point



Tube cutting made easy! Cutting thin-walled stainless-steel tubes and elbows using the superior "Planetary cutting technology".

For its field of applications, the PS 4.5 Plus (23 kg) is amongst the lightest in their class available machines on the market today.

"Enhanced safety due to stationary tube - rotating tool." The tested process of planetary cutting is another important feature, which characterizes all ORBITALUM pipe cutting machines. The saw blade rises into the cutting area and is driven orbitally around the pipe. The advantage is that a small saw blade can cut a large tube diameter, without heating the tube.

As is characteristic for the ORBITALUM pipe saws, the saw allows convenient marking of the cut-off point on the tube with the help of a line laser. A second saw blade clamping point enables tube elbows to be cut off.

The powerful motor is equipped with over-load protection and ergonomic handles and is available for the voltages 230 V, 110 V or 120 V, 50/60 Hz.


The slide housing as well as the self-centering clamping jaws were produced from high-quality aluminum alloys, which measure up to the highest requirements for construction sites.

- Lightweight and easily transportable machine to provide flexibility for on-site applications
- Deformation-free clamping of thin-walled tubes
- For cutting of thin-walled tubes and elbows
- No rework necessary because of a burr-free and square cut
- Cold cutting process prevents corrosion
- Integrated line laser to determine the cut off point
- Orbital cutting process saves time
- Multiple point clamping
- Fast adjustment of the pipe dimension
- Long saw blade service life
- Press fitting saw blade combinations can be used*
- Speed controlled single-phase AC motor with restart inhibitor


* Only with saw blade/bevel cutter combinations of Orbitalum Tools: Code 790 044 046 or 790 044 047. Especially for stainless steel press fitting systems. Consisting of one saw blade and one bevel cutter. It is possible to order the individual parts separately. Workable wall thickness: 1 - 2 mm (0.039" - 0.079"), beveling angle: 45°/70°, height of bevel: max. 0.4/1 mm (0.016"/0.039").



Supplied in a durable storage and shipping case with compartments for accessories, for example the mounting plate, tools and now also for the tripod (optional available)



Self-centering vice made of high-quality aluminum alloy



Tried-and-tested planetary cutting technology: The saw blade immerses into the cut and is guided orbitally around the tube



Included: "Performance" saw blade (790 048 072) and saw blade lubricant GF TOP



Second saw blade position to cut off elbows



Tripod made of aluminum optional available. Can be dismantled in a few steps - for space-saving storage, for example in the PS transport case

APPLICATION RANGE		PS 4.5 Plus
Code	[230 V]	790 048 001
	[110 V]	790 048 002
	[120 V]	790 048 003
Tube OD	[mm]	6 - 120
	[inch]	0.236 - 4.724
Elbow OD	[mm]	30 - 120
	[inch]	1.181 - 4.724
Wall thickness min. - max.	[mm]	0.6 - 3.0
	[inch]	0.024 - 0.118
TECHNICAL DATA		
Dimensions	[mm]	480 x 230 x 600
	[inch]	20.9 x 9.1 x 23.6
Power	[W]	1010
	[hp]	1.5
Protection class (DIN VDE 0740, isolated)	[class]	II
Speed	[rpm]	30 - 165
Vibration level (DIN EN 28662, part 1)	[m/s ²]	< 2.5
Noise level at the workplace approx.	[dB (A)]	78
SCOPE OF DELIVERY		
Portable tube saw	Pc.	1
Cast aluminum clamping jaws	Set	1
Durable storage and shipping case	Pc.	1
Saw blade (Code 790 048 072)	Pc.	1
Tool bag equipped with tools	Pc.	1
Saw blade lubricant GF TOP (Code 790 060 228)	Tube	1
Operating instructions and spare parts list	Set	1

The technical data are not binding. They are not warranted characteristics and are subject to change. Please consult our general conditions of supply.



PS 4.5 Plus